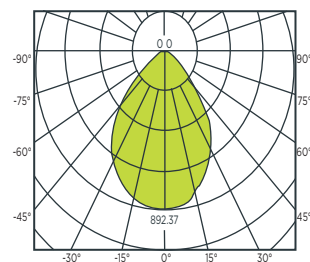




## LUMINARIO RECTANGULAR DE EMPOTRAR CON 2 LÁMPARAS PLL BLANCO

| Código               | Watts | Volts   | Hertz | Base | Dimensiones A x B x C (mm) | Temperatura de color | Ángulo | Piezas por empaque |
|----------------------|-------|---------|-------|------|----------------------------|----------------------|--------|--------------------|
| A1F-2F10A41-F-B6/400 | 80    | 120-277 | 60    | 2G11 | 665 x 230 x 155            | 4 100 K              | 45°    | 1                  |

CURVA FOTOMÉTRICA



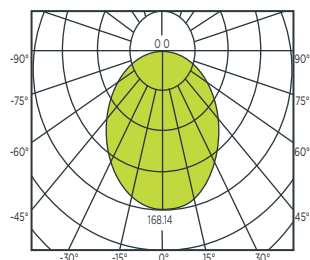
DIMENSIONES



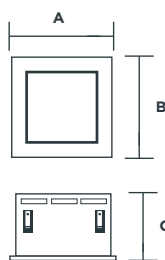
## LUMINARIO CUADRADO DE EMPOTRAR LI CON 2 LÁMPARAS PLC BLANCO

| Código              | Watts | Volts   | Hertz | Base  | Dimensiones A x B x C (mm) | Temperatura de color | Ángulo | Piezas por empaque |
|---------------------|-------|---------|-------|-------|----------------------------|----------------------|--------|--------------------|
| A1F-2F9A41-F-B3/260 | 52    | 120-277 | 60    | G24q3 | 222 x 222 x 130            | 4 100 K              | 75°    | 1                  |

CURVA FOTOMÉTRICA



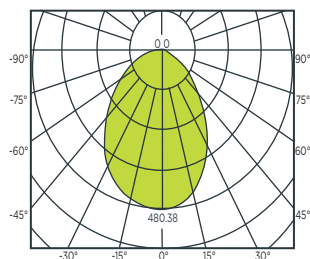
DIMENSIONES



## LUMINARIO CUADRADO DE EMPOTRAR VC CON 2 LÁMPARAS PLC BLANCO

| Código              | Watts | Volts   | Hertz | Base  | Dimensiones A x B x C (mm) | Temperatura de color | Ángulo | Piezas por empaque |
|---------------------|-------|---------|-------|-------|----------------------------|----------------------|--------|--------------------|
| A1F-2F9A41-F-B3/261 | 52    | 120-277 | 60    | G24q3 | 230 x 230 x 130            | 4 100 K              | 75°    | 1                  |

CURVA FOTOMÉTRICA



DIMENSIONES

